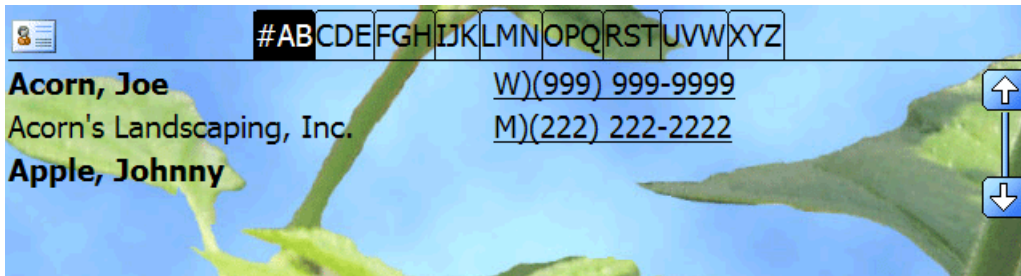


SnoopContacts Plug-In



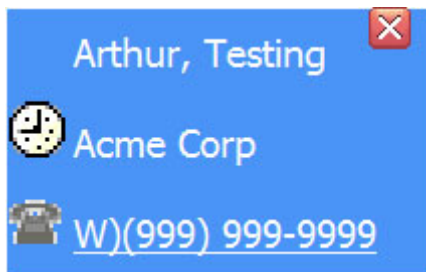
The Contacts module is provided as a quick and easy way to view Contact information directly on the Today page.

The Contacts module uses a tabbed alphabet bar along the top to allow quick lookup of Contacts based on Full Name (default), First Name or Company.

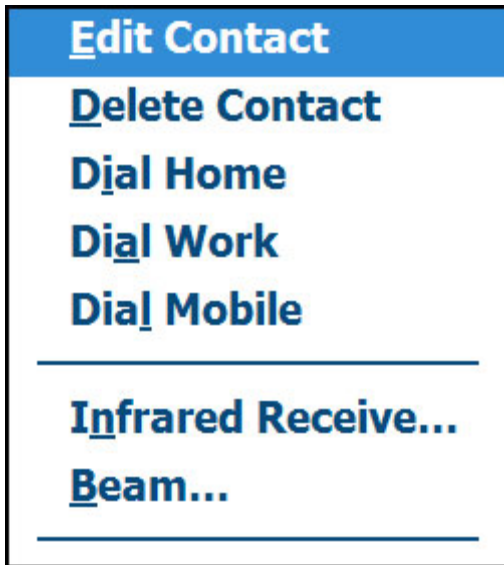
Contacts displayed in the Contact view will appear with their Name, Phone Number and Company. The Phone number could be the Work, Mobile or Home phone number or an email address. SnoopSoft Dashboard displays them in that order depending on what is available. For instance, if no phone numbers are available but there is an email address, then the email address will be displayed.

Contact Information

To view more information about a Contact, tap on the Contact and a popup dialog will appear displaying the most important information for that Contact.

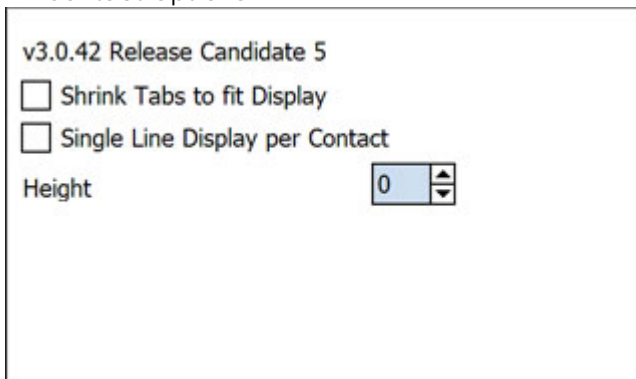


Information that may not fit on the main view will appear in this dialog (such as Mobile phone number and/or Home phone number). Small icons also appear next to each piece of data to help quickly identify it.



Tap and hold a contact to display a context menu allowing further actions on the contact selected.

Contact Options



Force One Line Display

Limit Contacts to displaying on one line only. For entries with a Name and Company this will cause only their name to be displayed.

Shrink Tabs to Fit Display

If the alphabet tabs do not fit on the screen, enable this option to use a smaller font and force them all to fit without paging.